

**RAIN-  
PROOF  
PROTECTION**

**GARDENTECH**

**Daconil**

**Fungicide**  
CONCENTRATE



**FRUIT  
ROTS**



**RUST  
BLIGHTS**



**LEAF  
SPOTS**

**3-WAY  
CONTROL  
CONTROLS+  
STOPS+  
PREVENTS**

**OVER 75 DISEASES**

**On Vegetables, Fruits,  
Flowers, Shrubs and Trees**

EP100117C

**KEEP OUT OF  
REACH OF CHILDREN  
WARNING**

See booklet for First Aid, additional  
Precautionary Statements and complete  
Directions for Use.

**Active Ingredient:**

Chlorothalonil (CAS No. 1897-45-6) ... 29.6%

Other Ingredients ..... 70.4%

TOTAL ..... 100.0%

Contains 2.88 pounds Chlorothalonil per gallon.

**Net Contents:**




**1 Pint (16 FL.OZ.) (473 mL)**

Peel Back For  
Additional Information

**GARDEN<sup>TECH</sup>**  
**Daconil**  
**Fungicide**  
CONCENTRATE

**MAKES UP TO 64 GALLONS  
DILUTED SPRAY**

**PREVENTS DISEASES  
BEFORE THEY HAPPEN**

 <p><b>Controls, Prevents &amp; Stops Diseases</b></p>	<p>Leaf Spots, Rust, Blights, Fruit Rots, Mildews, Scab, Molds</p>
 <p><b>Use On</b></p>	<p>Vegetables, Fruits, Roses, Flowers, Shrubs, Trees and Ornamentals</p>
 <p><b>Dilution Rates</b></p>	<p><b>Vegetables</b> (depending on crop/disease): 1 1/2 tsp to 1 Tbs per gallon of water</p> <hr/> <p><b>Fruits</b> (depending on fruit/disease): 3/4 tsp to 2 1/4 tsp per gallon of water</p> <hr/> <p><b>Ornamentals:</b> 2 1/4 tsp to 3 Tbs per gallon of water</p> <hr/> <p><b>Conifers:</b> 1 1/2 tsp to 3 Tbs per gallon of water</p>



Distributed by:  
TechPac, L.L.C.  
1000 Parkwood  
Circle  
Suite 700  
Atlanta, GA 30339  
EP072517C

EPA Reg. No. 67572-82-71004 EPA Est. 67572-GA-1, 67572-GA-2  
Subscript used is first letter of run code on container.

**NOTICE:** Cancer – [www.P65Warnings.ca.gov](http://www.P65Warnings.ca.gov)

## **DIRECTIONS FOR USE**

It is a violation of Federal law to use this product in a manner inconsistent with its labeling.

### **Shake Well Before Using**

Read Entire Label and Use Strictly in Accordance with Label Precautionary Statements and Directions.

For any questions regarding disease identification, consult an extension agent, university or local arborist.

tsp = teaspoon      Tbs = Tablespoon

Readily mixes with water and can be used in a hand-held, hose-end or tank-type sprayer. Shake well before using.

Fine spray required for proper coverage; use a hose-end sprayer for best results.

Do not use on home lawns and turf sites associated with apartment buildings, daycare centers, playgrounds, playfields, recreational park athletic fields, athletic fields located on or next to schools (i.e., elementary, middle and high schools), campgrounds, churches and theme parks. Do not apply this product in a way that will contact other persons or pets, either directly or through drift. Keep people and pets off treated areas until dry.

### **Vegetable Diseases**

Apply the amount of concentrate in the table in one gallon of water to cover 200 sq ft (10' x 20').

Thoroughly spray to cover all plant surfaces. **Note:** Avoid spraying plants during extremely hot and sunny weather. Do not apply to wilted plants. Do not graze treated areas or feed treated plant parts to animals.

<b>Crop</b>	<b>Diseases Controlled</b>	<b>Amount of Concentrate</b>	<b>Application Notes</b>	<b>PHI*</b>
Beans (Green)	Rust, Botrytis Blight (Gray Mold)	1 Tbs	Start spraying at first sign of disease. Apply every 7 days to maintain control.	7
Broccoli, Brussels Sprouts, Cabbage, Cauliflower	Alternaria Leaf Spot, Downy Mildew	1 1/2 tsp	Start spraying when conditions favor disease, after transplanting or when sprouts appear. Apply every 7 to 10 days.	0
Brussels Sprouts (only in CA)	Ring Spot	2 tsp		
Carrots	Cercospora (Early) Blight, Alternaria (Late) Blight	2 tsp	Start spraying at first sign of disease. Apply every 7 to 10 days to maintain control.	0
Celery	Cercospora (Early) Blight, Septoria (Late) Blight	1 1/2 tsp	Start spraying after transplanting. Apply every 7 days.	7
	Basal Stalk Rot, Pink Rot (suppression)	1 Tbs		
Corn (Sweet)	Helminthosporium Leaf Blight, Rust	2 tsp	Start spraying when conditions favor disease. Apply every 7 to 10 days to maintain control. Do not apply to corn if you plan to process it.	14
Cucumbers, Melons, Pumpkins, Squash	Anthracnose, Downy Mildew, Target Spot	2 tsp	Start spraying when plants are in the first true leaf stage or when conditions favor disease. Apply every 7 days to maintain control.	0
	Scab, Gummy Stem Blight (Black Rot), Leaf Blight, Cercospora Leaf Spot, Powdery Mildew (except Southwestern states)	1 Tbs		

(continued)

\*PHI = the days required between last application and harvest.

<b>Crop</b>	<b>Diseases Controlled</b>	<b>Amount of Concentrate</b>	<b>Application Notes</b>	<b>PHI*</b>
Cucumbers	Fruit Rot (suppression)	1 Tbs	Start spraying when plants are in the first true leaf stage or when conditions favor disease. Apply every 7 days to maintain control.	0
Onion (Green), Leek, Shallot	Botrytis Leaf Blight (Blast), Purple Blotch, Downy Mildew (suppression)	1 Tbs	Start spraying at first sign of disease. Apply every 7 to 10 days. Do not use more than 3 times per year.	14
Onion (Dry Bulb), Garlic			Start spraying at first sign of disease. Apply every 7 to 10 days.	7
Potato	Early Blight, Late Blight, Botrytis Vine Rot	1 1/2 tsp	Start spraying when plants are 6 inches high or at first sign of disease. Apply every 5 days to maintain control.	0
Tomato	Early Blight, Late Blight, Gray Leaf Spot, Gray Leaf Mold, Septoria Leaf Spot, Anthracnose, Alternaria Fruit Rot (Black Mold), Rhizoctonia Fruit Rot, Botrytis Gray Mold	1 Tbs	Start spraying when conditions favor disease. Apply every 7 to 10 days to maintain control.	0

\*PHI = the days required between last application and harvest. (continued)

### Fruit Diseases

Apply the amount of concentrate in the table below in one gallon of water. Thoroughly spray to cover all plant surfaces.

Fruit Tree	Diseases Controlled	Amount of Concentrate	Application Notes
Peach, Nectarine, Apricot	Peach Leaf Curl, Coryneum Blight (Shothole)	2 1/4 tsp	Do not apply between fruit formation and harvest. Spray at leaf fall in late autumn. Reapply 1 to 2 more times in mid- to late winter before buds begin to swell. For Shothole, to prevent fruit infections, also apply 1 to 2 weeks after petal fall when fruit just begins to form.
	Brown Rot, Blossom Blight, Scab		Do not apply between fruit formation and harvest. Spray when buds begin to show color. Reapply at full bloom. If cool, moist weather continues, make a third application at petal fall. Apply once more when fruit just begins to form.
Cherry, Plum, Prune	Brown Rot Blossom Blight, Cherry Leaf Spot (cherries)	2 1/4 tsp	Do not apply between fruit formation and harvest. Spray when buds begin to show color. Reapply at full bloom. If cool, moist weather continues, make a third application at petal fall. For Cherry Leaf Spot, also apply when fruit just begins to form and again 7 days after fruit is removed; apply once more 10 to 14 days later, if tree has a history of leaf spot.
Papaya	Alternaria Fruit Spot, Anthracnose, Stem End Rot	1 1/2 tsp	Start spraying when fruit spots appear (April to July). Spray every 14 days until dry weather returns.
Passion Fruit (only in HI)	Alternaria Fruit and Leaf Spot (Passion Fruit Brown Spot)	3/4 tsp	Start spraying before spots appear on fruit (April to July). Spray every 14 days until dry weather returns.

## Ornamental Diseases

Unless otherwise directed in the table below, mix 2 1/4 tsp per gallon of water or 3 Tbs (1/2 fl oz) per 4 gallons of water and spray foliage to point of runoff. Begin applications as directed for each species and disease condition cited and apply every 7 to 14 days (unless otherwise specified) until conditions no longer favor disease. During periods when conditions favor severe disease, generally cloudy or wet weather, use the shorter interval between applications.

Species	Diseases Controlled	Suggested First Application
<b>Broadleaf Shrubs and Trees</b>		
Ash	Cercospora, Cercosporidium, Cylindrosporium Leaf Spots	Spring bud break
Azalea*, Rhododendron*	Phytophthora Die-Back, Ovipollinia Flower Blight	New leaf emergence; early bloom
Buckeye (Horsechestnut)	Leaf Blotch, Anthracnose	Spring bud break
Crabapple	Scab, Cedar-apple Rust, Sphaeropsis Leaf Spot	Spring bud break
Dogwood	Anthracnose ( <i>Discalis</i> sp.), Septoria Leaf Spot	Spring bud swell; early bloom
Euonymus	Anthracnose	Spring bud break
Firethorn (Pyracantha)	Scab	Spring bud break
Flowering Almond, Quince and Cherry Hawthorn	Monilinia Blossom/Branch Blight, Rust, Fabraea Leaf Spot	Early bloom; pre-bloom
Holly	Rhizoctonia Web Blight	Warm, moist conditions
Mountain Laurel	Cercospora Leaf Spot	Spring bud break
Oak (only red group)	Taphrina Blister, Actinopelte Leaf Spot, Anthracnose	Dormant bud swell
Oregon-Grape (Mahonia)	Rust	Spring bud break

\*Discoloration of blooms has been noted on certain varieties when applications are made during flowering.

(continued)

Species	Diseases Controlled	Suggested First Application
<b>Broadleaf Shrubs and Trees - continued</b>		
Photinia	Fabraea ( <i>Entomosporium</i> ) Leaf Spot	Spring bud break
Pieris (Andromeda)	Phytophthora Die-Back	New leaf emergence
Poplar	Marssonina Leaf Spot	Spring bud break
Privet	Cercospora Leaf Spot	Prolonged wet conditions
Sycamore (Planetree)	Anthracozone	Spring bud break
Viburnum	Powdery Mildew	Mid-summer
<b>Bulbs and Flowering Plants</b>		
Carnation	Alternaria Leaf Spot, Branch Rot, Botrytis	Transplant of cuttings; cool, moist conditions
Chrysanthemum (Daisy)	Mycosphaerella Ray Blight, Septoria Leaf Spot	Transplant of cuttings
Geranium	Botrytis Flower Blight (Gray Mold), Rust	Pre-bloom; cool, moist conditions
Gladiolus	Curvularia Leaf/Flower Spot, Botrytis Leaf/Flower Spot	Early propagation
Hollyhock	Rust	Early seedling stage
Hydranga* (only foliage)	Cercospora and Septoria Leaf Spots, Rust	Early propagation
Iris	Botrytis Blossom Blight, Didymellina Leaf Spot	Cool, moist conditions
Lily	Botrytis Gray Mold (folar phase), Phytophthora Blight	Pre-bloom

\*Discoloration of blooms has been noted on certain varieties when applications are made during flowering. (continued)



Species	Diseases Controlled	Suggested First Application
<b>Bulbs and Flowering Plants - continued</b>		
Petunia*	Botrytis Gray Mold (foliar phase), Phytophthora Blight, Botrytis Blight	Pre-bloom
Rose – Use 1 1/4 fl oz (2 1/2 Tbs) per 4 gallons of water	Black Spot, Botrytis Blight	Spring bud break
Statice	Anthraxnose, Cercospora, Alternaria Leaf Spots, Botrytis Leaf Blight	Spring bud break
Syngonium	Cephalosporium Leaf Spot	Warm, moist conditions
Zinnia	Powdery Mildew	First sign of disease
<b>Foliage Plants</b>		
Dracaena	Fusarium Leaf Spot	Pre-transplant
Pachysandra – Use 5 tsp per gallon of water	Volutella Leaf Blight	Spring bud break
Leatherleaf fern	Ascochyta Blight, Cercospora Leaf Spot, Cylindrocladium Leaf Spot, Rhizoctonia Blight	Spring bud break
Parlor Palm (Chamaedorea)	Bipolaris Leaf Spot ( <i>Helminthosporium</i> )	Cool, moist conditions
Prayer Plant (Maranta)	Helminthosporium Leaf Spot	Early propagation
Oyster Plant (Rhoeo)	Tan Leaf Spot	Early propagation
Philodendron	Phytophthora Blight, Dactylaria Leaf Spot	Moist conditions
Syngonium	Cephalosporium Leaf Spot	Warm, moist conditions

\*Discoloration of blooms has been noted on certain varieties when applications are made during flowering.

### Conifer Diseases

Tree	Diseases Controlled	Amount of Concentrate	Application Notes
Pine	Scleroderris Canker, Lophodermium Needlecast	1 1/2 tsp per gallon of water	Start spraying in spring when new shoots are 1/2 to 2 inches long. Spray every 3 to 4 weeks until dry weather returns. For Lophodermium Needlecast in Northcentral and Northeastern states: Start spraying in mid-July to early August before disease occurs; spray every 3 to 4 weeks until dry weather returns.
	Schirrhia Brown Spot	3 Tbs per gallon of water	
Douglas Fir	Needlecast, Rhabdocline, Swiss Needlecast, Lophodermium Needlecast	1 1/2 tsp per gallon of water	
	Lophodermium Needlecast	1 1/2 tsp per gallon of water	
Spruce	Rhizosphaera Needlecast	3 Tbs per gallon of water	

## Storage and Disposal

Do not contaminate water, food or feed by storage or disposal.

**Pesticide Storage:** Store in a cool, dry (preferably locked) place inaccessible to children and pets.

**Pesticide Disposal:** Nonrefillable container; do not reuse or refill this container. **If empty:** Place in trash or offer for recycling, if available. **If partly filled:** Call your local solid waste agency for disposal instructions. Never place unused product down any indoor or outdoor drain.

**Container Handling:** Triple rinse (or equivalent) container promptly after emptying. Triple rinse as follows: Empty the remaining contents into application equipment or a mix tank and drain for 10 seconds after the flow begins to drip. Fill the container 1/4 full with water and recap; shake for 10 seconds. Pour rinsate into application equipment or a mix tank or store rinsate for later use or disposal. Drain for 10 seconds after the flow begins to drip. Repeat this procedure two more times.

**Buyer assumes all risk of use, storage or handling of this product not in strict accordance with this label.**

If you have a medical emergency, need consultation on diagnosis, therapy and analysis please call (800) 420-9347.

If you have questions relating to product use or application, please call (866) 945-5033.

If you have a product spill or transportation emergency call (800) 424-9300.

GardenTech is a registered trademark of Gulfstream Home & Garden, Inc. Daconil is a registered trademark of GB Biosciences Corp.

## PRECAUTIONARY STATEMENTS

### Hazards to Humans & Domestic Animals

**WARNING:** Causes substantial but temporary eye irritation. Causes skin irritation. Harmful if inhaled, swallowed or absorbed through the skin. Do not get in eyes, on skin or on clothing. Avoid breathing spray mist. Prolonged or frequently repeated skin contact may cause allergic reactions in some individuals. Wash hands before eating, drinking, chewing gum, using tobacco or using the toilet. Remove contaminated clothing and wash clothing before reuse. Wear goggles or face shield, coveralls over a short-sleeve shirt and pants, and rubber gloves when mixing and applying this product.

**Note to User:** This product may produce temporary allergic side effects characterized by redness of the eyes, mild bronchial irritation and redness or rash in exposed skin areas. Persons having an allergic reaction should contact a physician.

### First Aid

Have the product container or label with you when calling a poison control center or doctor, or going for treatment. You may also contact 800-420-9347 for emergency medical treatment information.

**If in Eyes:** Hold eye open and rinse slowly and gently with water for 15-20 minutes. Remove contact lenses, if present, after the first 5 minutes, then continue rinsing eye. Call a poison control center or doctor for treatment advice.

**If on Skin or Clothing:** Take off contaminated clothing. Immediately rinse skin with plenty of water for 15-20 minutes. Call a poison control center or doctor for treatment advice.

**If Inhaled:** Move person to fresh air. If person is not breathing, call 911 or an ambulance, then give artificial respiration, preferably by mouth-to-mouth, if possible. Call a poison control center or doctor for further treatment advice.

**If Swallowed:** Immediately call a poison control center or doctor for treatment advice. Have person sip a glass of water if able to swallow. Do not induce vomiting unless told to do so by the poison control center or doctor. Do not give anything by mouth to an unconscious person.

### Environmental Hazards

This product is toxic to aquatic invertebrates and wildlife. Do not apply directly to water, to areas where surface water is present or to intertidal areas below the mean high-water mark. Drift and runoff may be hazardous to aquatic organisms in neighboring areas. Do not contaminate water when disposing of equipment washwater or rinsate.

This chemical is known to leach through soil into groundwater under certain conditions as a result of label use. Use of this chemical in areas where soils are permeable, particularly where the water table is shallow, may result in groundwater contamination. This chemical can contaminate surface water through spray drift. Under some conditions it may also have high potential for runoff into surface water for several days to weeks after application; these include poorly draining or wet soils with readily visible slopes toward adjacent surface waters, frequently flooded areas, areas overlying extremely shallow ground water, areas with infield canals or ditches that drain to surface water, areas not separated from adjacent surface waters with vegetated filter strips and areas overlying tile draining systems that drain to surface water.

EPA Reg. No. 67572-82-71004  
EPA Est. 67572-GA-1<sub>a</sub>, 67572-GA-2<sub>a</sub>  
Subscript used is first letter of run  
code on container.

Distributed by:  
TechPac, LLC.  
1000 Parkwood Circle  
Suite 700  
Atlanta, GA 30339